

## EMC 2024 – Joining Instructions

You are receiving this e-mail because you are registered as a delegate at the European Mineralogical Conference 2024, to be held at the Arts Building, Trinity College Dublin, Ireland.

### TRAVEL

There is an extensive array of public transport options to get you from your point of arrival to Dublin city centre (<https://www.transportforireland.ie/>). If you're arriving at the airport, the most straightforward is probably the Airport Express, which departs from outside both Terminals 1 and 2 and arrives at College Green, right outside the TCD campus as one of its stops (<https://www.dublinexpress.ie>). Note that there is **no parking** available on campus.

Below is a map of the city-centre campus with signs indicating the main entrances.

### LUGGAGE

There is a cloakroom/luggage storage area on the conference centre concourse.



## **PROGRAMME**

The Conference program is available here: <https://emc-2024.org/programme/>. Hard copies of the programme will be available at the registration desk. The Programme and Abstracts volume will be sent to you electronically. Note that a hard copy of this will not be distributed. If you wish to have a hard copy, please print your own.

## **REGISTRATION AND ICE-BREAKER RECEPTION**

Registration will be held at 16.00 on Sunday 18<sup>th</sup> August. Please visit one of our registration desks as soon as you arrive at the venue to collect your badge. As soon as you have completed this, you are welcome to join the ice-breaker reception where a range of refreshments and finger food will be served. Both registration and the reception will be held in the lower concourse of the Arts Building (shown on the map above). There will be signposts to the conference centre (Arts Building) from each of the main entrances to the campus. There will also be TCD Student Ambassadors available to guide you to the venue. The reception will end at 18.30.

### **To connect to the ‘TCDconferenceWIFI’ guest Wi-Fi network:**

1. Ensure Wi-Fi is turned-on on your device.
2. Open the Wi-Fi configuration screen of your device.
3. Select the ‘TCDconferenceWIFI’ SSID.
4. A login page should automatically open. If it does not, open a web browser and try go to an external webpage.
5. On the TCDconferenceWIFI landing page, if you do not have a username and password, select the link to self-register. Otherwise enter your username and password.
6. On the ‘Self-Registration’ page, enter the following details:
  - Conference ID: **TCDCONF7D**
  - Mobile phone number: this will be used to send you a password and will also become the username.
7. On the ‘Self-Registration Receipt’ page, select ‘Sign-In’ and enter the credentials you received via SMS.

IT ... 85% 10:47

**SIGN IN TO NETWORK** MORE

 **Trinity College Dublin**  
Coláiste na Tríonóide, Baile Átha Cliath  
The University of Dublin

**TCD conference WIFI**

**Conference Wi-Fi**

Conference Attendees: [Click here to obtain your Guest Wi-Fi login details before logging in below.](#)

**Guest Wi-Fi Login**

Username:

Password:

Log In

Attendees without a username/password

Attendees with a username/password

### **Additional info:**

1. To get back to the login page at any stage, go to your device's Wi-Fi configuration screen and re-select the 'TCDconferenceWIFI' SSID
2. A number of devices can be registered using the same mobile phone number, however, you can only log onto the self-service guest Wi-Fi using the device from which you sent the request.

The registration/help desk will continue to be open throughout the conference, from 08.30 to 17.30 each of Monday, Tuesday, Thursday and Friday.

### **INSTRUCTIONS FOR PRESENTERS**

Because we have a busy schedule, we will be operating strictly to the timetable given in the program. Please attend promptly.

### **Oral Presenters**

1. Presentations will be from a Conference Windows laptop computer. (It will not be possible to use your own computer.)
2. Prepare your presentation using MS Powerpoint (or submit in .pdf) using standard 16:9 format).

3. In advance of the conference, or during the day preceding your session, or at the latest at the beginning of the morning (8.30 am) or afternoon (1.00 pm) in which you will be presenting, bring your presentations on a USB stick to be loaded on the Windows machine. You may also load your presentation into a shared drive (cloud) at this location:  
<https://drive.google.com/drive/folders/1epiP3s0PyXS4nByzebFkMsE-8EHELrlz?usp=sharing>. Please name your file with 'session-number-surname-initial'.
4. You will be provided with a roving mic so the in-person and remote audience will be able to hear you. Please stand near the lectern so that remote delegates can see your image as you present.

## **Remote Presenters**

1. Check the program for your presentation time (note all presentation times are given in local [Dublin] time, UTC + 1 hour).
2. Please join the session remotely at least 20 min prior to your presentation. See the Zoom links below for how to join the session in which you will be presenting.
3. Be prepared to share your screen as soon as you are introduced (Important: don't share your screen prior to being introduced – you will interrupt the previous speaker).
4. Use your mouse as your pointer. Be sure your mouse cursor is large enough to see when projected.
5. Make sure your microphone is working well and not muffled. An external microphone that is near your mouth is better than the built-in microphone of the computer.

## **Poster Presenters**


There are two poster sessions for our conference this year (Poster Session A and Poster Session B). Posters must be **A0 portrait** in size/orientation.

For poster session A, presenters are welcome to put up their posters, using velcro provided by the conference (not pins), anytime after registration on Sunday afternoon. They should be removed at the end of Tuesday's formal poster session slot. For poster session B, posters can be put up from Wednesday morning onwards, and removed by no later than lunchtime on Friday afternoon, 23<sup>rd</sup> August. (See poster map below.) Boards will be numbered so please check/ensure that you are using the right board!

For those presenting posters remotely, please send a copy of your poster to [kevin@minersoc.org](mailto:kevin@minersoc.org). A hard copy, containing a QR code, will be attached to a poster board at the conference. Delegates interested in your work will scan the QR code and be able to navigate to your poster in a Gather.Town online forum. You can meet them there to discuss your work.

The link for the Gather.Town forum is:

<https://app.gather.town/app/ezBvjvGaVsBBAAo4/EMC%20posters>

The first time you join Gather.Town, you will be asked to create a user profile. You will also be offered a short induction for how to use the software. You can also create/modify your avatar . It is very straightforward. As soon as that is complete, you will find that you have entered the 'room' where the poster session is being held. Use your **arrow keys** (not your computer's mouse) to navigate around the poster room.

Those presenting posters in person at the conference are also invited to send their posters for inclusion in Gather.Town. This will allow remote delegates to view their work. They should include an email address so that those interested can contact them about their work.

Please visit the poster room before arriving at the conference to accustomise yourself with Gather.Town.

Below is a map of the poster room.



As you approach a poster board, a preview of the uppermost part of the poster will appear on your screen. Click **X** on your keyboard to see the full poster. Click **X** again to exit the poster view.

The presenter of the poster will be present during the poster session (you can also make arrangements to meet them at their poster by appointment – the poster room will be open throughout the conference and afterwards). When your avatars are side-by-side, you will be able to talk to each other and see each other (your computer’s camera and microphone must be turned on). Others interested in the poster will also be able to join in the conversation.

### **FIELD TRIPS**

Buses for field trips will leave from Nassau Street (see map above).

For the Giant’s Causeway trip 1 (Daly and Belgrano leading), the bus will depart at **7.00 am**. Lunch will be at a hotel enroute. The trip is expected to return by no later than 8.00 pm.

For the Giant’s Causeway trip 2 (McClenaghan and Tomlinson leading), the bus will depart at 7.15 am. Delegates for trip 2 should collect their packed lunches from the “Buttery” from 7.00 am onwards (see the map). The trip is expected to return by no later than 8.00 pm.



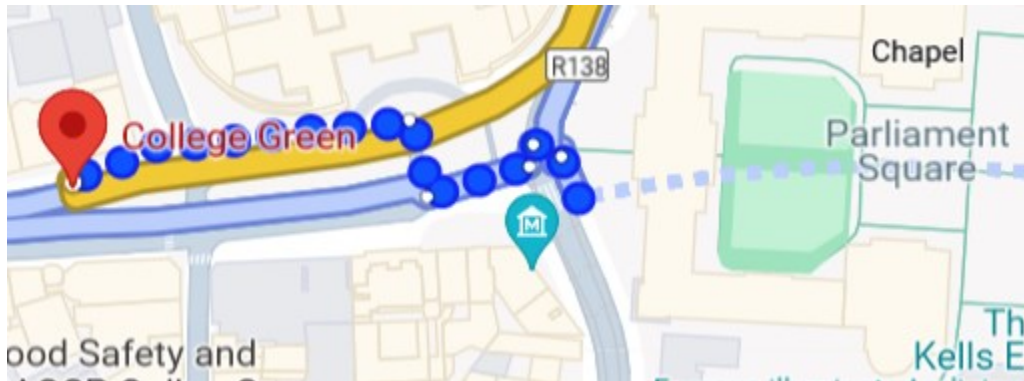
For the Carlingford/Slieve Gullion trip, the minibus will depart at **7.30 am**. Lunch will be at a café enroute.

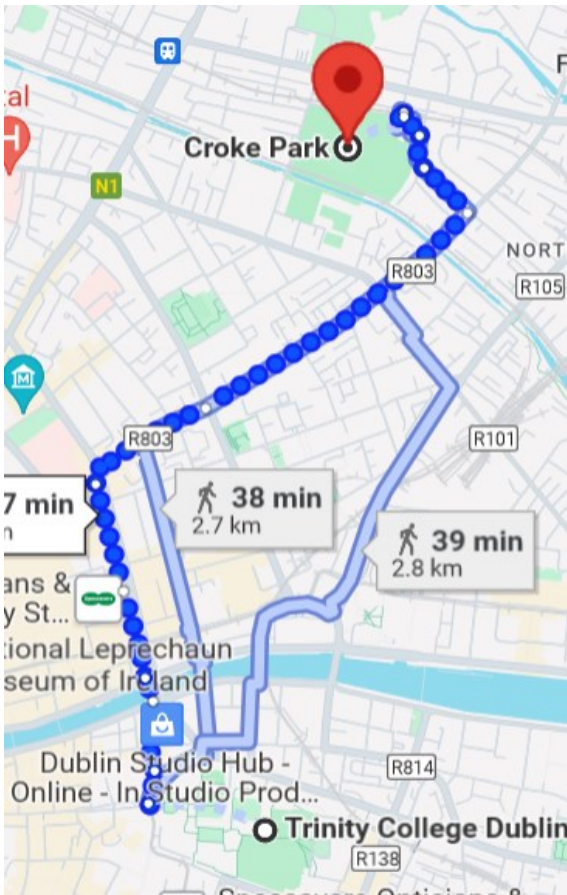
For the site visit to the Collections Resource Centre, meet at **09.15 am**. Delegates for the Central Collections trip should collect their packed lunch from the “Buttery” from 7.00 am onwards, prior to departure. The minibus is scheduled to return to Trinity College by 3.00-3.30 pm.

For those not attending the field trips above, there is an option of a self-guided trip to Howth Head. [Detailed itinerary here.](#)

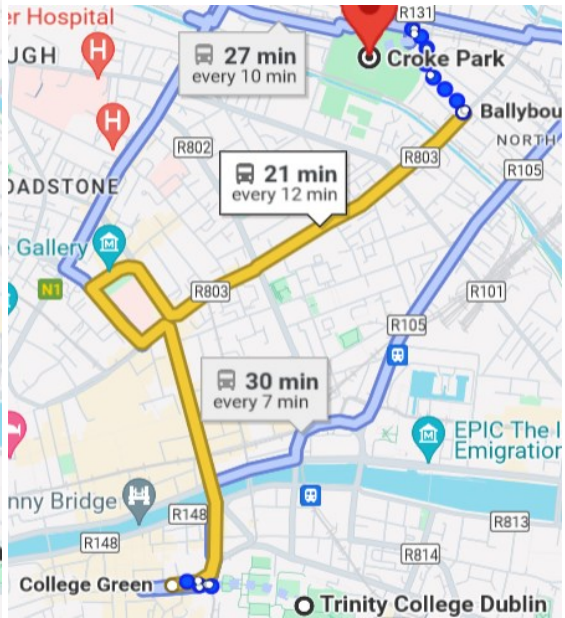
## **BANQUET**

The banquet will be held in the Hogan Suite of Croke Park. Delegates must make their own way to the venue. Croke Park is a 37 min walk from Trinity College. Local Trinity College Ambassadors will guide people from the Conference Centre to a bus stop to catch a local bus to the banquet location (exact change required, cost is €2.60). Buses will be provided to return delegates to Trinity College after the event. Buses will leave Croke park at intervals between 10.30 and 11.30 pm.





*Walking*



*By Bus*

Delegates are free to make their own way back to their accommodation from the banquet.

## **HYBRID ACCESS TO THE CONFERENCE**

Delegates wishing to join the conference remotely may do so using the zoom links given below. (Please do not share these links with those who have not registered.)

These zoom sessions commence at 8:30 am on August 19<sup>th</sup> and recur every day until the end of the conference. Find the lecture theatre for the session in which you are interested and login to that room.

Topic: EMC Conference - Lecture Theatre 1 - Burke

Time: Aug 19, 2024 08:00 AM Dublin

Every day, until Aug 23, 2024, 4 occurrence(s)

Aug 19, 2024 08:00 AM

Aug 20, 2024 08:00 AM

Aug 22, 2024 08:00 AM

Aug 23, 2024 08:00 AM

Join Zoom Meeting

<https://zoom.us/j/96775149901?pwd=gPe9Pb9hJRxGGDLUAr8jzGBCJZOaSF.1>

Meeting ID: 967 7514 9901

Passcode: 855409

---

Topic: EMC Conference - Lecture Theatre 2 - Davis

Time: Aug 19, 2024 08:30 AM Dublin

Every day, until Aug 23, 2024, 4 occurrence(s)

Aug 19, 2024 08:30 AM

Aug 20, 2024 08:30 AM

Aug 22, 2024 08:30 AM

Aug 23, 2024 08:30 AM

Join Zoom Meeting

<https://zoom.us/j/94930290101?pwd=yjbmvaWusckhDoxtNnLNgI5aI08BCY.1>

Meeting ID: 949 3029 0101

Passcode: 741527

---

Topic: EMC Conference - Lecture Theatre 3 - Synge

Time: Aug 19, 2024 08:30 AM Dublin

Every day, until Aug 23, 2024, 4 occurrence(s)

Aug 19, 2024 08:30 AM

Aug 20, 2024 08:30 AM

Aug 22, 2024 08:30 AM

Aug 23, 2024 08:30 AM

Join Zoom Meeting

<https://zoom.us/j/92402093541?pwd=C3lvL0EDc52cIbWCDfaecXnr5s43AW.1>

Meeting ID: 924 0209 3541

Passcode: 172040

---

Topic: EMC Conference - Lecture Theatre 4 - Emmett

Time: Aug 19, 2024 08:30 AM Dublin

Every day, until Aug 23, 2024, 4 occurrence(s)

Aug 19, 2024 08:30 AM

Aug 20, 2024 08:30 AM

Aug 22, 2024 08:30 AM

Aug 23, 2024 08:30 AM

Join Zoom Meeting

<https://zoom.us/j/94973508014?pwd=rJp3Ng257dMIZbfMc0xcpylpkYCyiY.1>

Meeting ID: 949 7350 8014

Passcode: 891419

---

Topic: EMC Conference - Lecture Theatre 5 - Cadhain

Time: Aug 19, 2024 08:30 AM Dublin

Every day, until Aug 23, 2024, 4 occurrence(s)

Aug 19, 2024 08:30 AM

Aug 20, 2024 08:30 AM

Aug 22, 2024 08:30 AM

Aug 23, 2024 08:30 AM

Join Zoom Meeting

<https://zoom.us/j/93819091759?pwd=t3gsaZWZkquYWxd4e7gcyrU8ZxQEQi.1>

Meeting ID: 938 1909 1759

Passcode: 633444

---

Topic: EMC Conference - Lecture Theatre 6 - Swift

Time: Aug 19, 2024 08:30 AM Dublin

Every day, until Aug 23, 2024, 4 occurrence(s)

Aug 19, 2024 08:30 AM

Aug 20, 2024 08:30 AM

Aug 22, 2024 08:30 AM

Aug 23, 2024 08:30 AM

Join Zoom Meeting

<https://zoom.us/j/99003486041?pwd=DWq7ryRSCGumjgs5n9d6yeXL9B4YN1.1>

Meeting ID: 990 0348 6041

Passcode: 950452

---

Topic: EMC Conference - Lecture Theatre 7 - Beckett

Time: Aug 19, 2024 08:30 AM Dublin

Every day, until Aug 23, 2024, 3 occurrence(s)

Aug 19, 2024 08:30 AM

Aug 20, 2024 08:30 AM

Aug 22, 2024 08:30 AM

Join Zoom Meeting

<https://zoom.us/j/94040353442?pwd=90JDwabquVtXLPZTi6vFsiAOGyYWoi.1>

Meeting ID: 940 4035 3442

Passcode: 821540

---

## OTHER

### Book of Kells

The famous Book of Kells is housed at Trinity College. Be sure to remember to book a visit in advance (<https://www.visittrinity.ie/book-of-kells-experience>).



### Riverdance

The internationally renowned Riverdance (celebrating its 25<sup>th</sup> anniversary this year) is running in the Gaiety Theatre while EMC 2024 is on. Book tickets here: <https://riverdance.com/tours/dublin>

